



Progressus Connect

December 12, 2025
1:00pm - 1:45pm EST

Meet the Hosts



Jeff Suwyn
Director-Solution
Management



Kim Bateson
Senior Product Owner
For Progressus



Linda Contreras
Technical Writer

Agenda



Focus of Progressus Connect

Topics for discussion



- Cash Flow Forecast
- Expense Price changes
- Feedback and Questions



Housekeeping

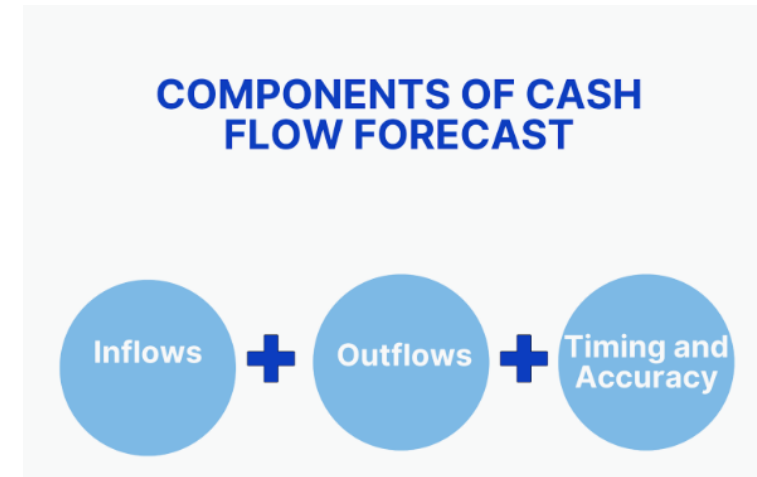
- Activate microphone to talk
- Type in the chat if you want to talk and are unable to activate microphone



Cash Flow Forecast

Business Value of Cash Flow Forecasting

- Provides organizations with a clear view of expected:
 - Cash inflows
 - Cash outflows
 - Over a defined period



- This enables proactive financial management

Business Value of Cash Flow Forecasting

Improved Liquidity Management

Ensures the company maintains sufficient cash to meet obligations, reducing the risk of insolvency or costly short-term borrowing.

Enhanced Decision-Making

Supports strategic planning for investments, debt repayment, and operational spending by predicting future cash positions.

Risk Mitigation

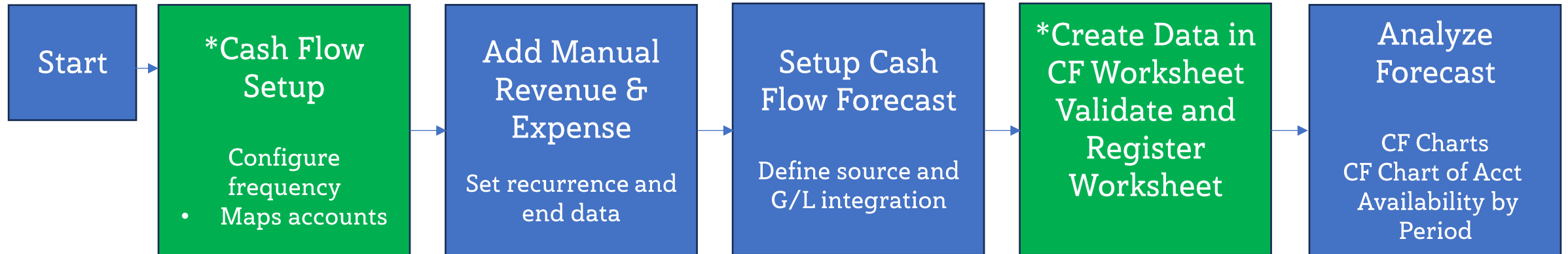
Identifies potential shortfalls early, allowing corrective actions such as adjusting expenses, securing financing, or accelerating receivables.

Cost Optimization

Helps avoid unnecessary interest expenses and penalties by aligning cash availability with payment schedules.

Cash Flow Setup and workflow

- *Accounts in Cash Flow Setup
- *Project Scenarios in Cash Flow Worksheet





Overview – Cash Flow Worksheet

- Used for planning of Cash Inflows and Outflows
 - Incorporates BC data
 - Standard BC Projects has ability to include planning lines
- Changes to add Progressus scenarios
 - All Progressus Scenarios are only Inflow
 - Include Progressus planning lines
 - Add more scenarios for Progressus data
 - More scenarios can be added in the future based on customer requests

Cash Flow Worksheet Scenarios

Suggest Worksheet Lines



Fixed Assets Budget

Cash Flow Manual Expenses

G/L Budget

G/L Budget Name

Project Planning Lines

Taxes

Azure AI Forecast

Group by Document Type

Project Budgets

Project Subscription Orders

Project Subscription Order End ...

12/31/2025

Project Scheduled Billings

Project Ledger Entries

OK

Cancel

Overview – New scenarios to worksheet

All Scenarios are Inflows based on Price

- Forecast Cash inflows based on
 - Progressus Planning lines are included
 - Project Budget Price
 - Chargeable entries only
 - Scheduled Billings budgets are included
 - Subscription Orders
 - Unposted Subscription Order
 - Scheduled Billings
 - Only unposted Scheduled Billings (recurring is included)
 - Posted but not invoiced are not included
 - Project Ledger Entries
 - Price only
 - Chargeable entries only
 - Based on Remaining amount of open TM project ledger entries

Cash Flow Setup

- Added fields for account number for each project scenario

The screenshot displays the 'Cash Flow Setup' window. At the top, there is a navigation bar with a back arrow, edit, share, add, and delete icons, and a 'Saved' status indicator. The main title 'Cash Flow Setup' is prominently displayed. Below the title, the 'General' section contains an 'Automatic Update Frequency' dropdown set to 'Weekly'. The 'Accounts' section is divided into two columns of dropdown menus. The left column includes 'Receivables CF Account No.' (1-RECEIVABLES), 'Payables CF Account No.' (2-PAYABLES), 'Sales Order CF Account No.' (6-SALES ORDERS), 'Purch. Order CF Account No.' (7-PURCHASE ORDERS), 'FA Budget CF Account No.' (8-FIXED ASSETS BUDGE), and 'FA Disposal CF Account No.' (9-FIXED ASSETS DISPO). The right column includes 'Project CF Account No.' (14-PROJECT) and 'Tax CF Account No.' (15-TAX). A blue-bordered box highlights the 'Project Sources' section, which contains four dropdown menus: 'Project Budget CF Account...' (14-PROJECT), 'Subscription CF Account No.' (14-PROJECT), 'Scheduled Billing CF Accou...' (14-PROJECT), and 'Project Ledger CF Account ...' (14-PROJECT). At the bottom, there are expandable sections for 'Numbering' and 'Tax'.

← [Icons] ✓ Saved [Icons]

Cash Flow Setup

General

Automatic Update Frequency Weekly ▾

Accounts

Receivables CF Account No.	1-RECEIVABLES ▾	Project CF Account No.	14-PROJECT ▾
Payables CF Account No.	2-PAYABLES ▾	Tax CF Account No.	15-TAX ▾
Sales Order CF Account No.	6-SALES ORDERS ▾	Project Sources	
Purch. Order CF Account No.	7-PURCHASE ORDERS ▾		
FA Budget CF Account No.	8-FIXED ASSETS BUDGE ▾		
FA Disposal CF Account No.	9-FIXED ASSETS DISPO ▾		
		Project Budget CF Account...	14-PROJECT ▾
		Subscription CF Account No.	14-PROJECT ▾
		Scheduled Billing CF Accou...	14-PROJECT ▾
		Project Ledger CF Account ...	14-PROJECT ▾

Numbering >

Tax >

Sample Data

- Grouped based on project number, date and scenario
- Includes drill down to source date 'Show'

← Cash Flow Worksheet

✓ Saved

Manage Home Cash Flow More options

Suggest Worksheet Lines... Register Show Dimensions

Cash Flow Date	Overdue	Document No.	Cash Flow Forecast No.	Description	Source Type	Source No.	Cash Flow Account No.	Amount (\$)
7/15/2025	<input type="checkbox"/>	ANCHOR	DEFAULT	Proj Budg Inc - WIP FIXED 03/17/23	Project	WIP FIXED		8,000.00
7/15/2025	<input type="checkbox"/>	ANCHOR	DEFAULT	Proj Budg Inc - WIP FIXED 03/18/23	Project	WIP FIXED		8,000.00
7/15/2025	<input type="checkbox"/>	ANCHOR	DEFAULT	Proj Budg Inc - WIP FIXED 03/20/23	Project	WIP FIXED		16,000.00
7/15/2025	<input type="checkbox"/>	ANCHOR	DEFAULT	Proj Budg Inc - WIP FIXED 03/22/23	Project	WIP FIXED		16,000.00
7/15/2025	<input type="checkbox"/>	ANCHOR	DEFAULT	Proj Budg Inc - WIP FIXED 03/27/23	Project	WIP FIXED		16,000.00
7/15/2025	<input type="checkbox"/>	ANCHOR	DEFAULT	Proj Budg Inc - WIP FIXED 03/30/23	Project	WIP FIXED		20.00
10/9/2025	<input type="checkbox"/>	02	DEFAULT	Project Scheduled Billing - 134379 10/09/25	Project	134379		20.00
11/9/2025	<input type="checkbox"/>	02	DEFAULT	Project Scheduled Billing - 134379 11/09/25	Project	134379		20.00
12/9/2025	<input type="checkbox"/>	02	DEFAULT	Project Scheduled Billing - 134379 12/09/25	Project	134379		20.00
1/9/2026	<input type="checkbox"/>	02	DEFAULT	Project Scheduled Billing - 134379 01/09/26	Project	134379		20.00

Errors and Warnings

Message Type	Field Name	Description
(There is nothing to show in this view)		

Cash Flow Forecast Description

Cash Flow Account Name

Default

Project



Demo

Demo

<https://youtu.be/gdrszlwnP24?si=dFBNoqofKtzddD22>

Use Case Scenarios

- Add planning lines to project and forecast future income
- Create budgets on your project and forecast all project revenue based on your budget prices
 - Note - If multiple Progressus options are selected:
 - If you have budget and planning lines for the same data, then the amounts will show under both scenarios
 - If you use Scheduled Billing + Budget Scenario, then the amounts will show under both scenarios
- Identify your future cash inflow based on your existing subscription orders
- Leverage your unbilled posted project ledger entries to identify future cash inflow

Cash Flow feedback

- Should we add options for the following?
 - Budget Costs as outflows
 - Project Planning Costs as outflows
 - Remaining values on Subcontracts as outflows
 - Other?



Expenses

Recent Expense Price changes

- Expense price template
- Expense prices do not require expense code



Expense Price Template

Expense Price Template

Business Value

- Global rates for all expense codes
 - Markup 20% of cost for all expenses
- Improves efficiency of setting up prices
 - Customer specific rates - create template to be used during setup for projects for that customer
- Increases accuracy of your prices
- Re-use existing prices
- Works similar to Resource Price Template

Expense Template Setup

The screenshot displays the 'Expense Template Setup' interface within a software application. At the top, a navigation bar includes a 'Demo' tab and several dropdown menus: 'Projects', 'Resources', 'Journals', 'Posted Documents', and 'Time and Expense'. Below this, a secondary navigation bar lists 'Projects', 'Project Permissions', 'Timesheet Periods', 'Open Expense Sheets', 'Resources', and 'Progressus'. A notification bar indicates 'Notifications: 3' and provides status updates: 'Expense Reports are awaiting approval', 'Timesheets are awaiting approval', and 'This is a sandbox enviro'. The main content area is divided into sections: 'Actions' with '+ Create', '+ Setup', and '> Processing'; 'Activities' with a '+ Create' button; 'Approvals and Ac' with a circular icon and 'Time Approval'; and 'Invoicing' with a circular icon. A dropdown menu is open under the '+ Setup' button, listing various setup options: 'Project Setup', 'Items and Expenses Setup', 'Journal Batches Setup', 'Template Setup' (highlighted), 'Budget Setup', 'Resource Setup', and 'Allocation Setup'. A sub-menu is open for 'Template Setup', listing: 'Task Templates', 'Invoice Setup Template', 'Contract Task Templates', 'Contract Invoice Setup Template', 'Sales Price Templates', 'Expense Price Templates' (highlighted with a blue border), and 'Journal Templates'. On the right side, there are two circular icons with labels: 'Pay. Request Approval' and 'Subcon Invoice'.

Demo | Projects ▾ | Resources ▾ | Journals ▾ | Posted Documents ▾ | Time and Expense ▾

Projects | Project Permissions | Timesheet Periods | Open Expense Sheets | Resources | Progressus

Notifications: 3 | Expense Reports are awaiting approval | Timesheets are awaiting approval | This is a sandbox enviro

Actions

+ Create + Setup > Processing Projects Reports Resource Reports R

Activities

Approvals and Ac

Time Approval

Invoicing

Project Setup >

Items and Expenses Setup >

Journal Batches Setup >

Template Setup >

Budget Setup >

Resource Setup >

Allocation Setup >

Task Templates

Invoice Setup Template

Contract Task Templates

Contract Invoice Setup Template

Sales Price Templates

Expense Price Templates

Journal Templates

Pay. Request Approval

Subcon Invoice

Expense Template

Create from Existing Expense Prices

← Project Expense Prices

✓ Saved

🔖 📄 🔗

🔍 📄

+ New

Edit List

Delete

Save Template

Get Template

More options

🔗 🔍 ☰

Start Date ↑	Project No. ↑	Task Code ↑	Expense Code ↑	Unit of Measure ↑	Currency Code ↑	Profit Calculation	Unit Cost	Percentage	Prc
→ 2/28/20 📅 ⋮			HOTEL	DAY		Price = Cost	48.00	0.00	↑
2/28/2023			MEALS	DAY		Amount	50.00	0.00	
2/28/2023			MILEAGE	MILES		Fixed Price	0.60	0.00	

Expense Price Template Import Project

[illegible]






Expense Code
Not Required

Expense Price

Expense Code is not required

← Project Expense Prices

   | [+ New](#) | [Edit List](#) | [Delete](#) | [More options](#)

	Start Date ↑		Project No. ↑	Task Code ↑	Expense Code ↑	Unit of Measure ↑	Currency Code ↑	Profit Calculation	Unit Cost	Percentage
→	1/1/2025	:						Percentage	0.00	20.00
	2/28/2025				HOTEL	DAY		Price = Cost	48.00	0.00
	2/28/2025				MEALS	DAY		Amount	50.00	0.00
	2/28/2025				MILEAGE	MILES		Fixed Price	0.60	0.00
	2/28/2025				PARKING	DAY		Percentage	25.00	10.00
	2/28/2025				TOLLS	DAY		Price = Cost	12.00	0.00
	1/1/2025		PGS 002					Percentage	0.00	25.00
	2/28/2025		SD-1		HOTEL	DAY		Price = Cost	49.00	0.00

Price Setup Expense Report

← Project Expense Prices

   | [+ New](#) [Edit List](#) [Delete](#) | [More options](#)

Start Date ↑	Project No. ↑	Task Code ↑	Expense Code ↑	Unit of Measure ↑	Currency Code ↑	Profit Calculation	Unit Cost	Percentage
→ 1/1/2025	:	▼				Percentage	0.00	20.00
2/28/2025			HOTEL	DAY		Price = Cost	48.00	0.00
2/28/2025			MEALS	DAY		Amount	50.00	0.00
2/28/2025			MILEAGE	MILES		Fixed Price	0.60	0.00
2/28/2025			PARKING	DAY		Percentage	25.00	10.00
2/28/2025			TOLLS	DAY		Price = Cost	12.00	0.00
1/1/2025	PGS 002					Percentage	0.00	25.00
2/28/2025	SD-1		HOTEL	DAY		Price = Cost	49.00	0.00

Lines | [Manage](#) | Line

 New Line  Delete Line

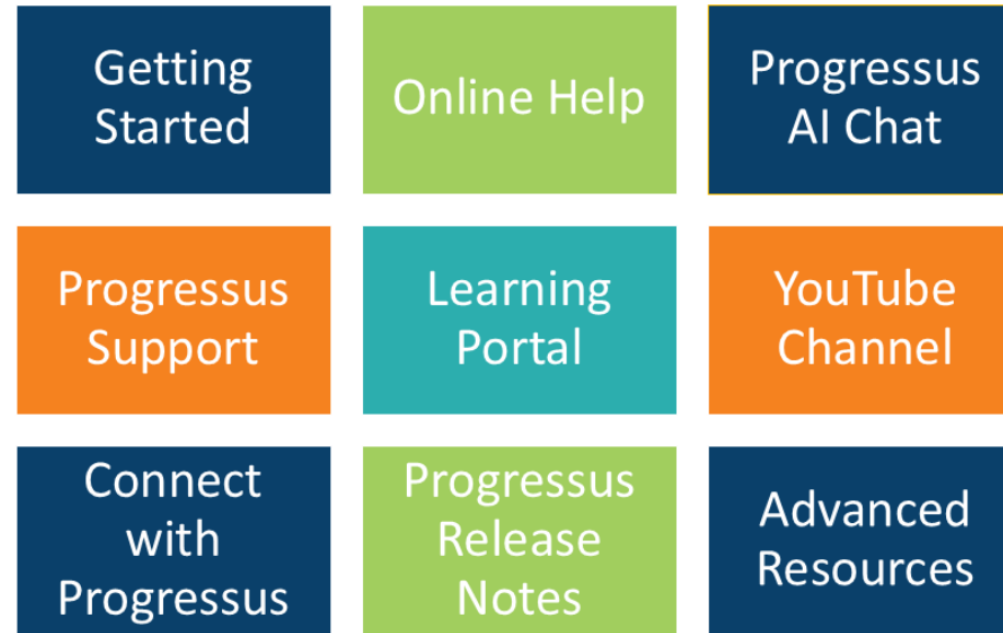
Project No.	Project Task No.	Expense Date	Posting Date	Type	Expense Payment Type	No.	Description	Quantity	Unit of Measure Code	Unit Cost	Unit Price	
PGS 002	10110	1/1/2025	1/1/2025	Expense	COPAIDAP	HOTEL	HOTEL	1.00	DAY	100.00	125.00	
PGS 003	10110	1/1/2025	1/1/2025	Expense	COPAIDAP	HOTEL	HOTEL	1.00	DAY	100.00	120.00	
→ PGS 007	:	10110	10/31/2025	1/1/2025	Expense	COPAIDAP	HOTEL	HOTEL	0.00	DAY	48.00	48.00

Expense Prices without Exp Code

Business Value

- Have a rate that applies to all expense types
- Have rate that applies to all expense type for a project
- Example
 - Apply 25% markup for all expenses
 - Apply 30% markup for all expenses for project PGS 003

Progressus Resources on this Page



- Progressus Landing page - <https://docs.progressussoftware.com/>
- Revamped to offer a comprehensive hub for all your Progressus resources

Reminders and upcoming events

- December Release
 - Cash Flow Worksheet
 - WIP BC percent includes purchase documents not invoiced
 - Common code for Project creation
- Advisory Board - February 2026 - Topic AI
 - What scenarios will AI and Progressus work best for you
- Lunch n Learn - March 2026
 - Recap of last 6 months of 2025 features
- Looking for referenceable Customer & Partners
 - kbateson@plumblinesconsulting.com

Progressus Advisory Board Benefits

customer

- Provide input on features to enhance Progressus
- Collaborate and share experiences:
 - Engage with fellow Progressus customers to exchange insights and best practices.
- Create a trusted advisory environment:
 - Foster a supportive community where customers can advise and learn from each other.

progressus

- Expand connection to our customers
- Understand customer usage:
 - Gain insights into how customers utilize Progressus.
- Gather feedback:
 - Collect valuable feedback on their experiences.
- Identify enhancement opportunities:
 - Discover areas for potential improvements.

Thank You!

Kim Bateson
Senior Product Owner
kbateson@plumblinesconsulting.com

Jeff Suwyn
Director-Solution Management
jsuwyn@plumblinesconsulting.com

Linda Contreras
Technical Writer
Lcontreras@plumblinesconsulting.com

Follow us on
LinkedIn

